

Vr 24 okt 2014

ROODMICROTEC 24/10/2014 17:35 CET

Segment: Local securities

ROOD €0,271 CLOSED

Since Previous Close -0,009 (-3,21%)

Since Open +0,003 (+1,12%)

Volume 53.936 [17:35]

Previous Close €0,28 [23/10/2014]

Open €0,268

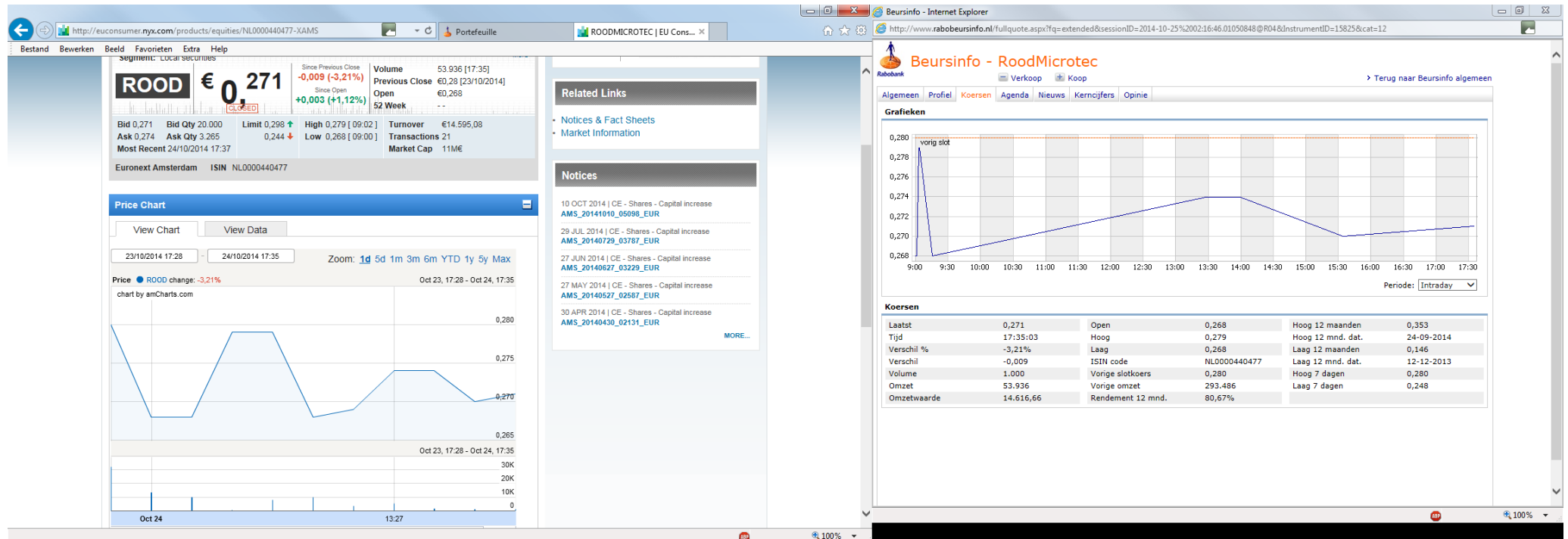
52 Week - -

Turnover €14.595,08

Transactions 21

Market Cap 11M€

Euronext Amsterdam ISIN NL0000440477


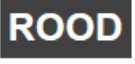


Segment: Local securities

ROOD	€ 0,28	Since Previous Close +0,01 (+3,70%)	Volume 293.486 [17:28]
	CLOSED	Since Open +0,004 (+1,45%)	Previous Close €0,27 [22/10/2014]
Bid 0,273 Bid Qty 10.000	Limit 0,308 ↑	High 0,28 [17:28]	Turnover €78.839,95
Ask 0,28 Ask Qty 76.788	0,252 ↓	Low 0,26 [09:25]	Transactions 66
Most Recent 23/10/2014 17:31			Market Cap 12ME

Euronext Amsterdam ISIN NL0000440477

Market Information



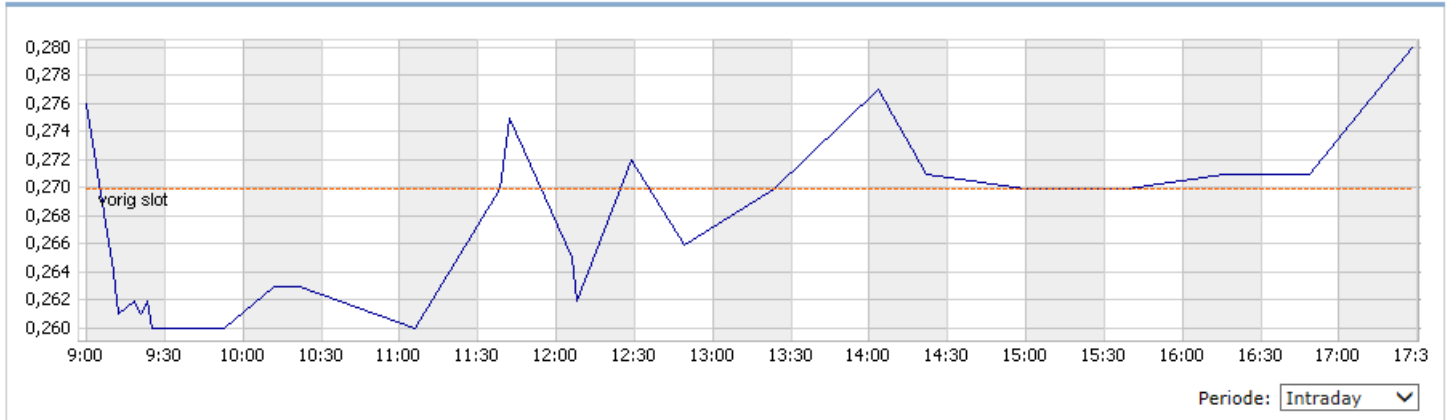
Price Chart



[Terug naar Beursinfo algemeen](#)

Algemeen **Profiel** **Koersen** Agenda Nieuws Kerncijfers Opinie

Grafieken



Koersen

Laatst	0,280	Open	0,276	Hoog 12 maanden	0,353
Tijd	17:28:03	Hoog	0,280	Hoog 12 mnd. dat.	24-09-2014
Vershil %	3,70%	Laag	0,260	Laag 12 maanden	0,146
Vershil	0,010	ISIN code	NL0000440477	Laag 12 mnd. dat.	12-12-2013
Volume	278	Vorige slotkoers	0,270	Hoog 7 dagen	0,280
Omzet	293.486	Vorige omzet	289.032	Laag 7 dagen	0,233
Omzetwaarde	82.176,08	Rendement 12 mnd.	80,00%		

Wo 22 okt 2014. Rabobank lev erde geen beursinfo dit keer ☹

http://euconsumer.nyx.com/products/equities/NL0000440477-XAMS ROODMICROTEC | EU Cons...

Bestand Bewerken Beeld Favorieten Extra Help

Segment: Local securities

ROOD € 0,27 +0,004 (+1,50%) CLOSED

Since Previous Close +0,004 (+1,50%)
Since Open +0,004 (+1,50%)

Volume 289.032 [17:23]
Previous Close €0,266 [21/10/2014]
Open €0,266
52 Week --

Bid 0,266 Bid Qty 10.000 Limit 0,297 ↑ High 0,272 [11:10] Turnover €77.072,24
Ask 0,27 Ask Qty 9.990 0,243 ↓ Low 0,26 [10:16] Transactions 45
Most Recent 22/10/2014 17:34 Market Cap 11M€

Euronext Amsterdam ISIN NL0000440477

Price Chart

View Chart View Data

21/10/2014 17:28 - 22/10/2014 17:23 Zoom: 1d 5d 1m 3m 6m YTD 1y 5y Max

Price ● ROOD change: +1,50% Oct 21, 17:28 - Oct 22, 17:23

chart by amCharts.com

Time	Price (€)	Volume
21/10/2014 17:28	0.265	~10K
22/10/2014 17:23	0.270	~40K

Related Links

- Notices & Fact Sheets
- Market Information

Notices

- 10 OCT 2014 | CE - Shares - Capital increase [AMS_20141010_05098_EUR](#)
- 29 JUL 2014 | CE - Shares - Capital increase [AMS_20140729_03787_EUR](#)
- 27 JUN 2014 | CE - Shares - Capital increase [AMS_20140627_03229_EUR](#)
- 27 MAY 2014 | CE - Shares - Capital increase [AMS_20140527_02587_EUR](#)
- 30 APR 2014 | CE - Shares - Capital increase [AMS_20140430_02131_EUR](#)

MORE...

12:43

100%